Report No.: Test Time: 2023/5/11 21:40

Luminaire Property

Luminaire Manufacturer:
Luminaire Category: Luminaire Description:
Lamp Catalog: Lamp Description:
Number of Lamps: Lumens per Lamp:
Luminous Length (mm): Luminous Width (mm):
Luminous Height (mm): Voltage: 480.0 V
Current: 0.637 A Power: 298.92 W
Power Factor: 0.978

Photometric Results

IES Classification: Type III Longitudinal Classification: Medium
Total Rated Lamp Lumens: 37583.5 lm Measurement Flux: 37583.5 lm
Efficiency: 100% Downward Ratio: 100%
Upward Ratio: 0% Luminaire Efficacy Rating (LER): 125.78
C0r0 Intensity: 8909.82 cd Max. Intensity: 13724.92 cd
Pos of Max. Intensity: H0 V69
Beam Angle(C0/C180,C90/C270,C45/C225,C135/315): 150.6, 84.6, 119.9, 124.9

Picture Of Luminaire



Luminous Intensity Distribution Curve

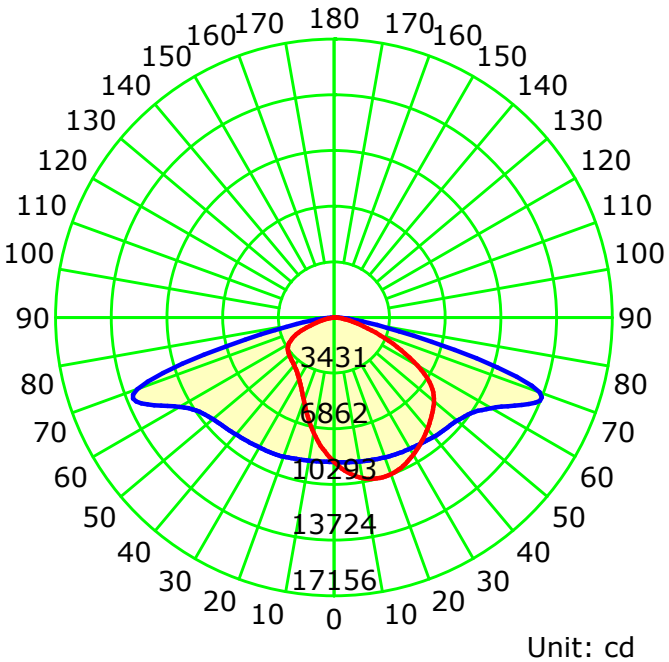

Unit: cd
Average Diffuse Angle(50%): 117.6°
C0-C180 C90-C270

C Plane (°):0.0-360.0: 22.5 Gamma Plane (°):0.0-180.0:1.0
Test Lab: Test Device: GPM-3000
Test Type: TYPE C Distance: 14.140 m [K=1.0000]
Temperature: 25.3 'C Humidity:
Operator: Inspector:

Luminous Intensity Distribution Curve

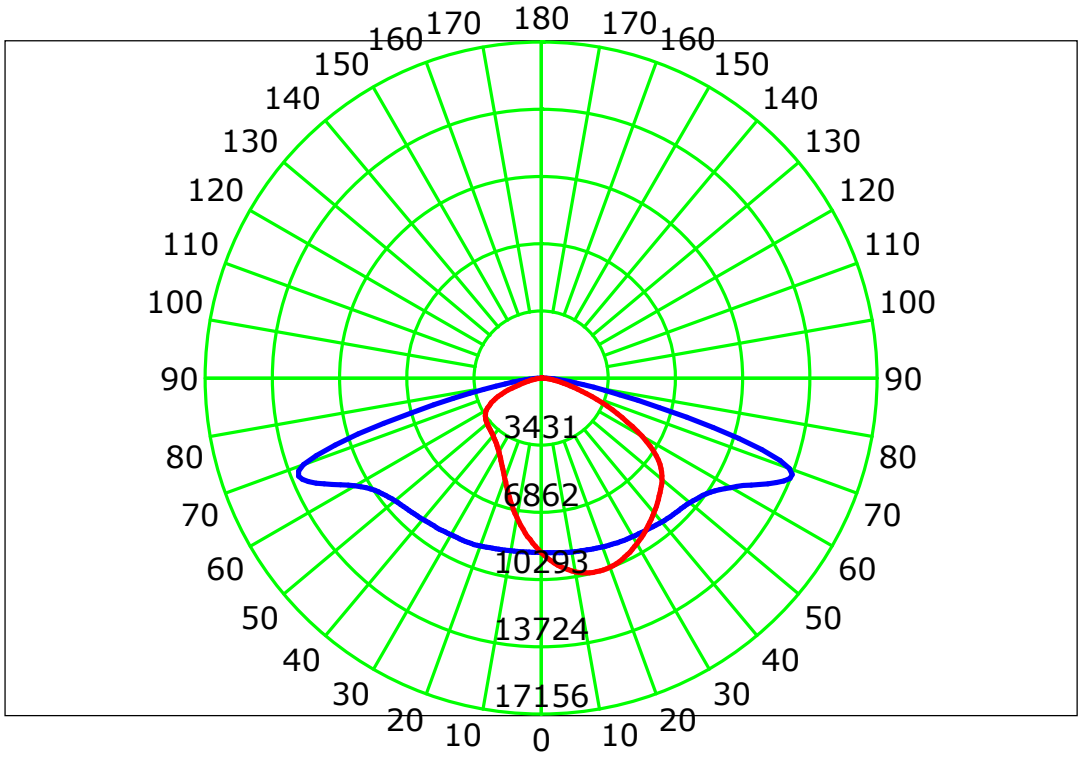

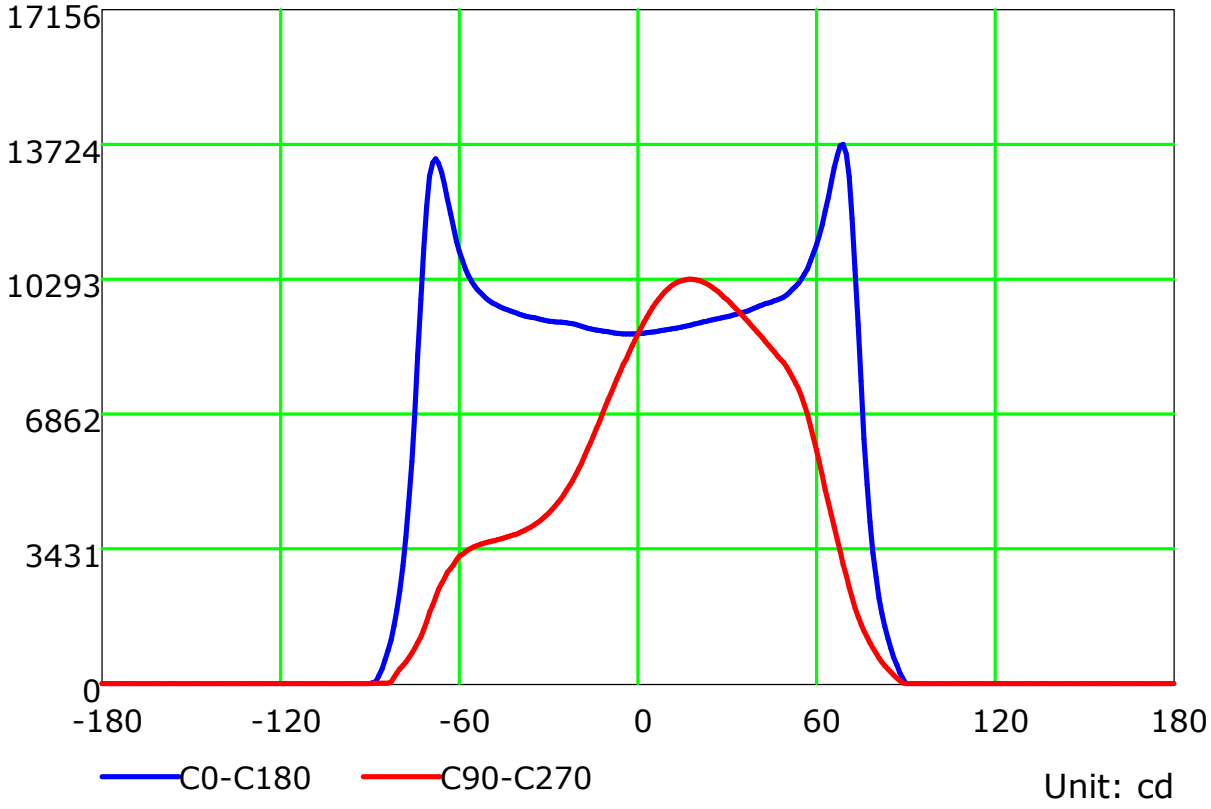

C Plane (°):0.0-360.0: 22.5
Test Lab:
Test Type: TYPE C
Temperature: 25.3 'C
Operator:

Gamma Plane (°):0.0-180.0:1.0
Test Device: GPM-3000
Distance: 14.140 m [K=1.0000]
Humidity:
Inspector:

Luminous Intensity Distribution Curve(cd/klm)

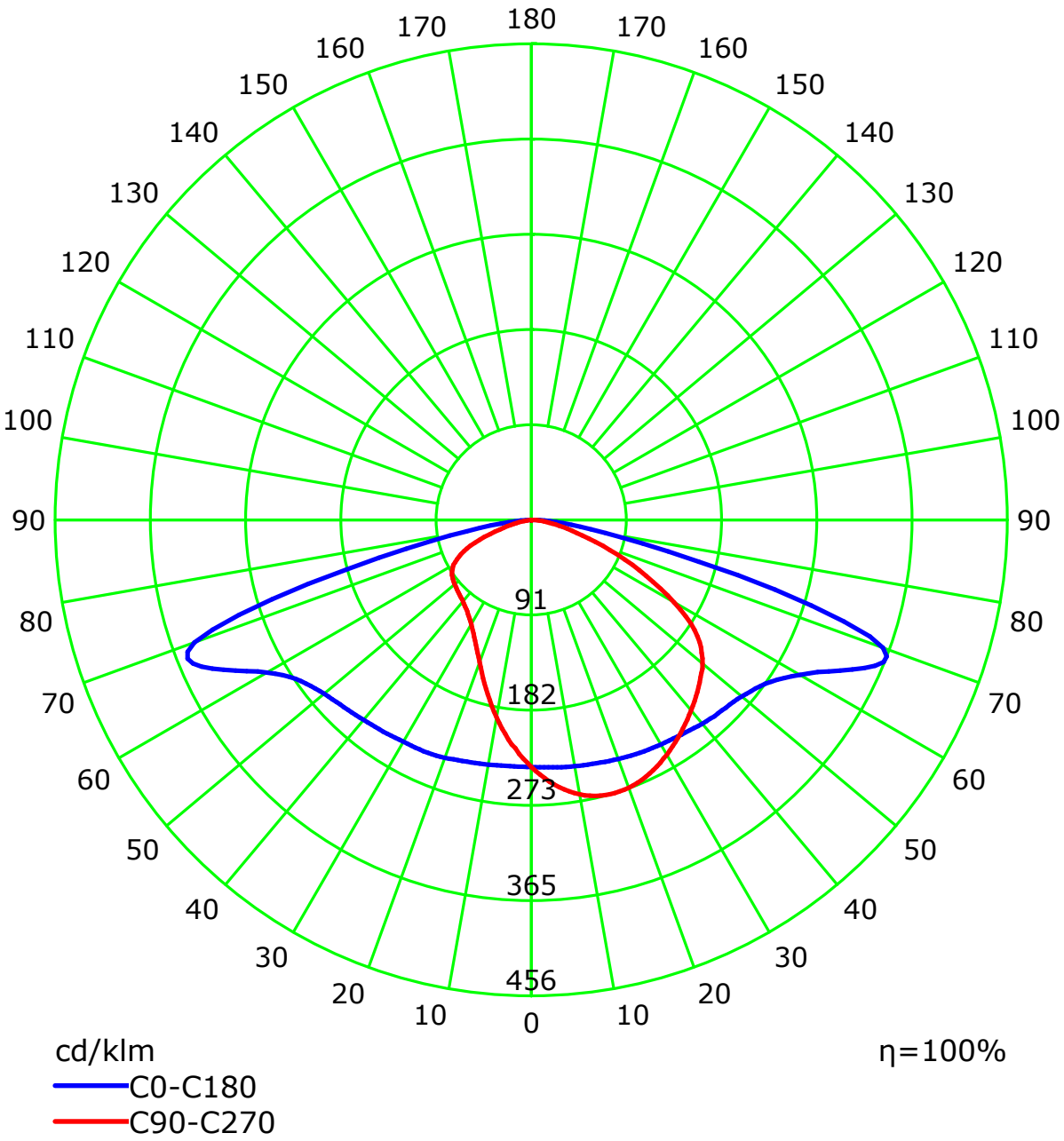

C Plane (°):0.0-360.0: 22.5
Test Lab:
Test Type: TYPE C
Temperature: 25.3 'C
Operator:

Gamma Plane (°):0.0-180.0:1.0
Test Device: GPM-3000
Distance: 14.140 m [K=1.0000]
Humidity:
Inspector:

Isocandela (rectangle)

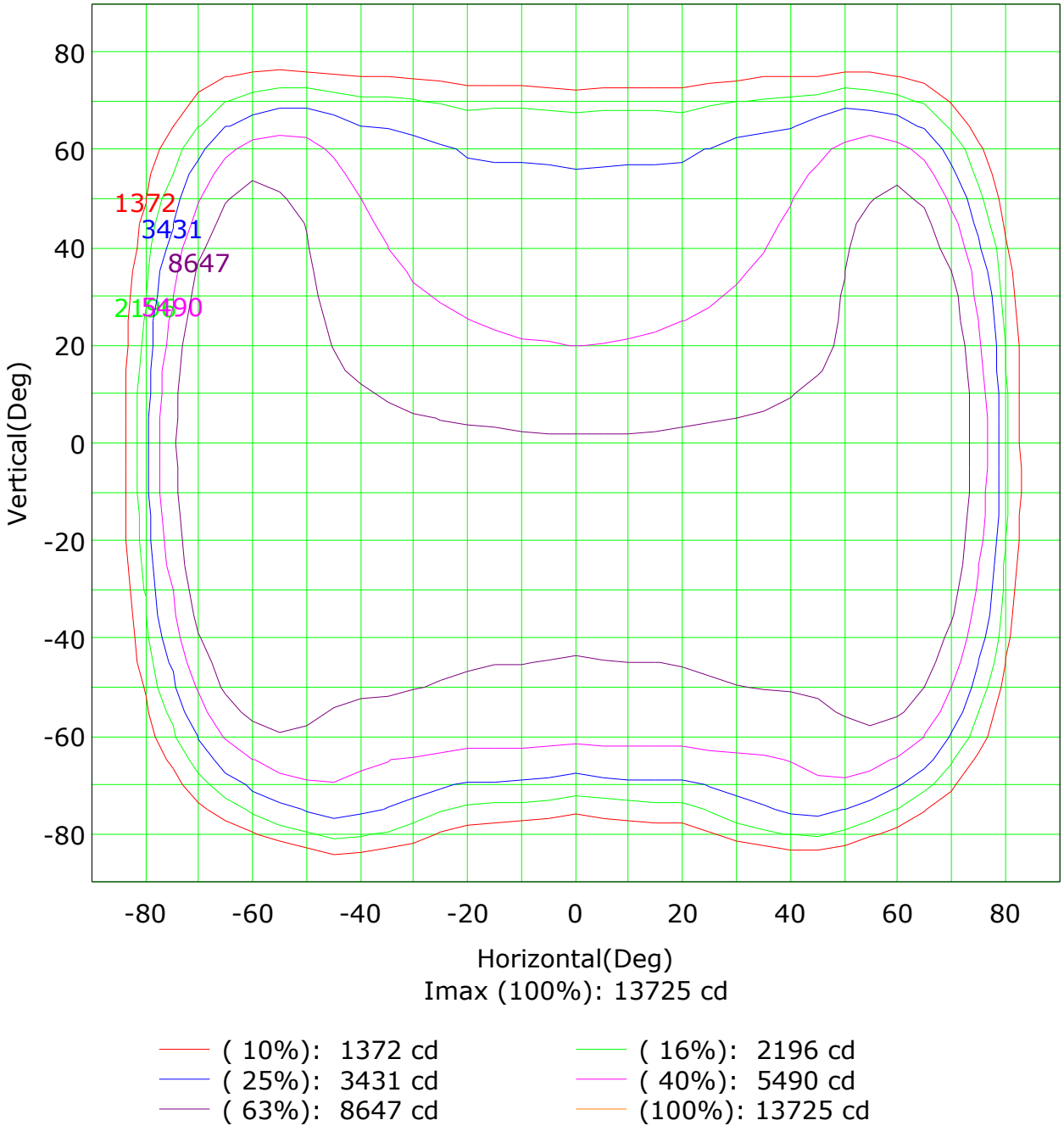

C Plane (°):0.0-360.0: 22.5
Test Lab:
Test Type: TYPE C
Temperature: 25.3 'C
Operator:

Gamma Plane (°):0.0-180.0:1.0
Test Device: GPM-3000
Distance: 14.140 m [K=1.0000]
Humidity:
Inspector:

Isocandela (sphere)

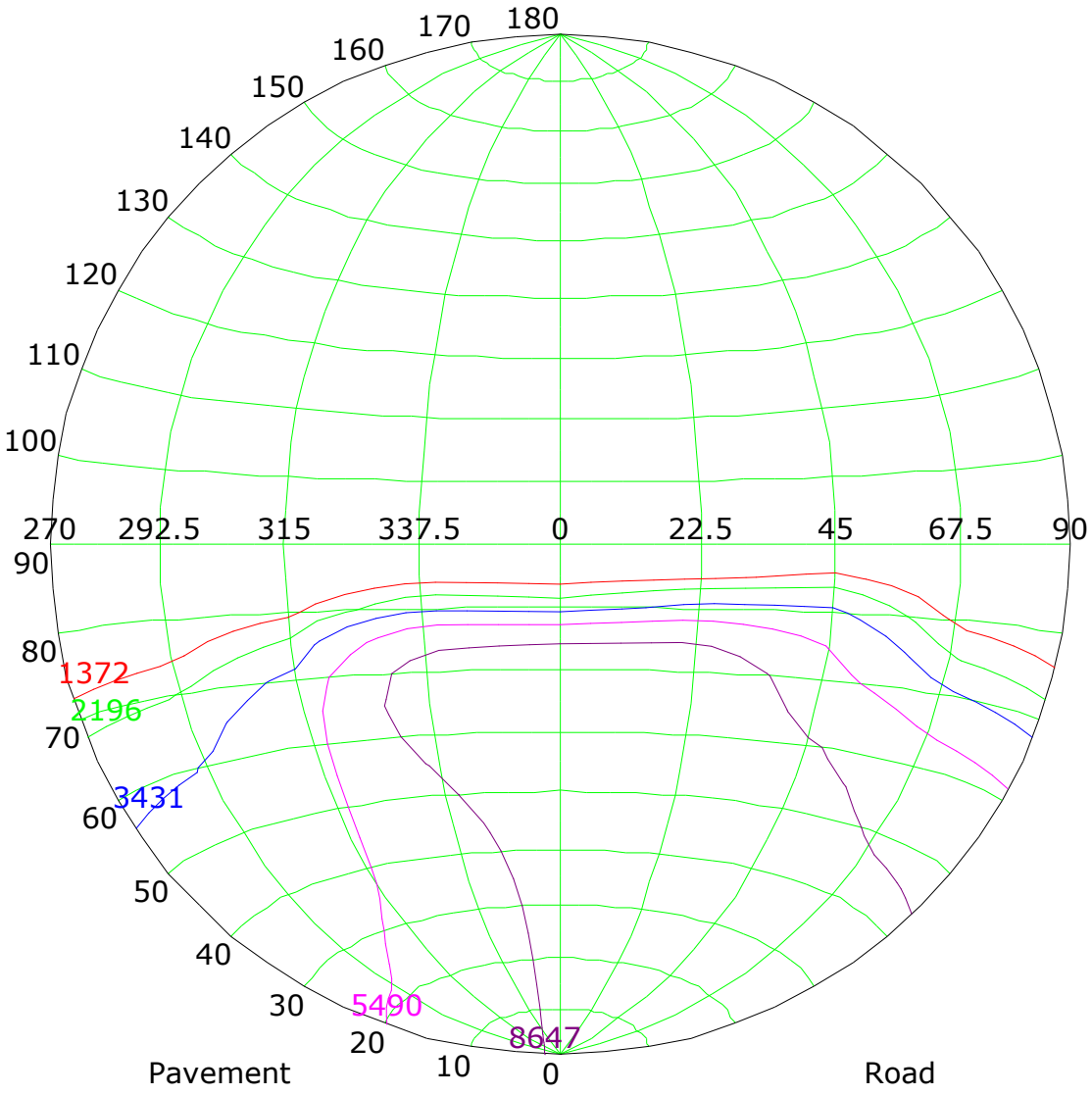

Imax (100%): 13725 cd

(10%): 1372 cd
(16%): 2196 cd
(25%): 3431 cd
(40%): 5490 cd
(63%): 8647 cd
(100%): 13725 cd

CIE: narrow - intermediate
CIE: Non-cut-off luminaire
Max.At90: 0.000 cd/klm

IES: Semi-cut-off
Max.At80: 103.094 cd/klm
Max.80-90: 103.094 cd/klm

C Plane (°):0.0-360.0: 22.5
Test Lab:
Test Type: TYPE C
Temperature: 25.3 'C
Operator:

Gamma Plane (°):0.0-180.0:1.0
Test Device: GPM-3000
Distance: 14.140 m [K=1.0000]
Humidity:
Inspector:

IsoLux Plot

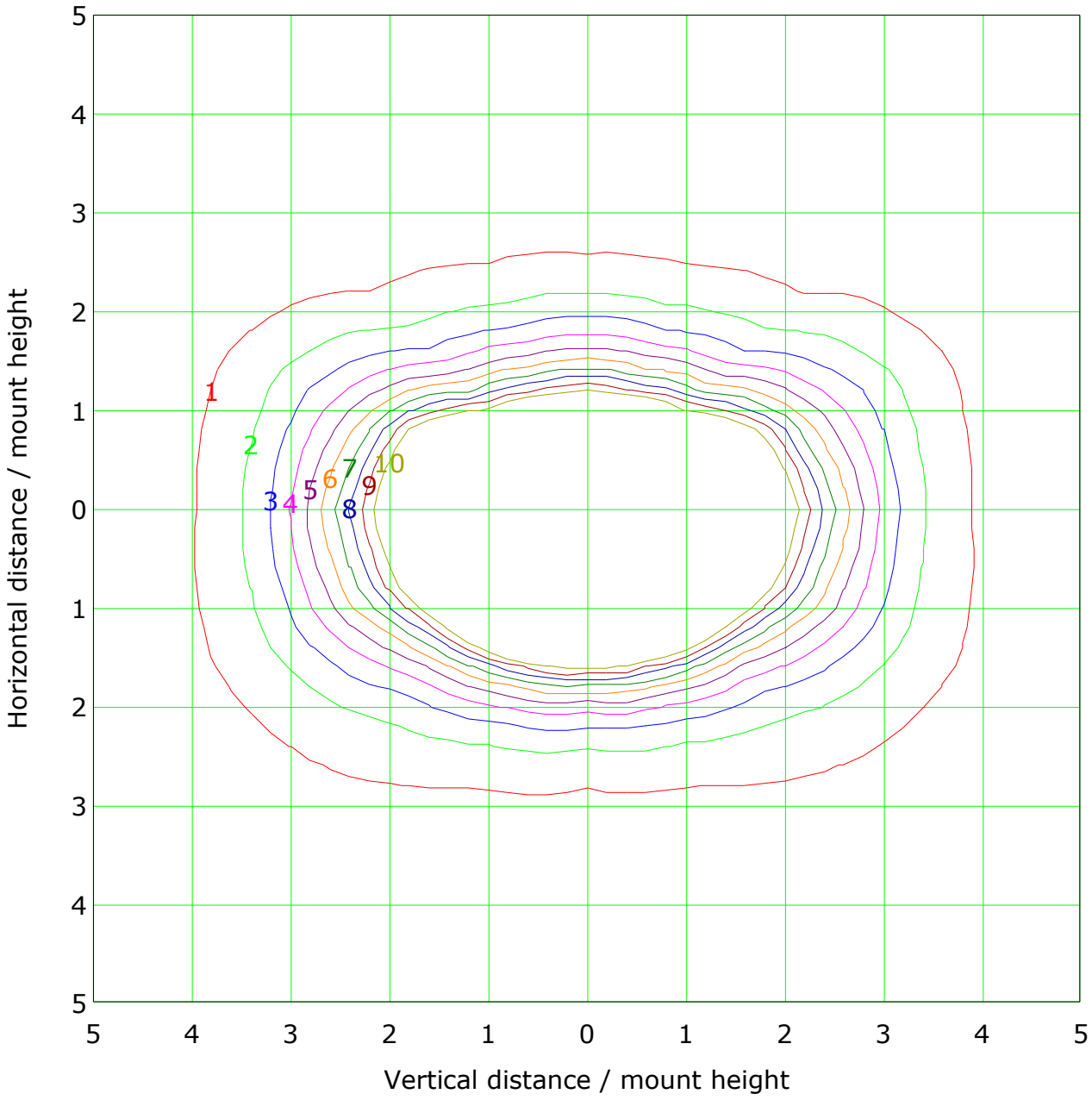

Mounting Height: 10.0m Max Lux(100%): 96.0 lx

(1%): 1.0 lx	(2%): 1.9 lx
(3%): 2.9 lx	(4%): 3.8 lx
(5%): 4.8 lx	(6%): 5.8 lx
(7%): 6.7 lx	(8%): 7.7 lx
(9%): 8.6 lx	(10%): 9.6 lx

C Plane (°):0.0-360.0: 22.5
Test Lab:
Test Type: TYPE C
Temperature: 25.3 'C
Operator:

Gamma Plane (°):0.0-180.0:1.0
Test Device: GPM-3000
Distance: 14.140 m [K=1.0000]
Humidity:
Inspector:

Roadway CU Curve

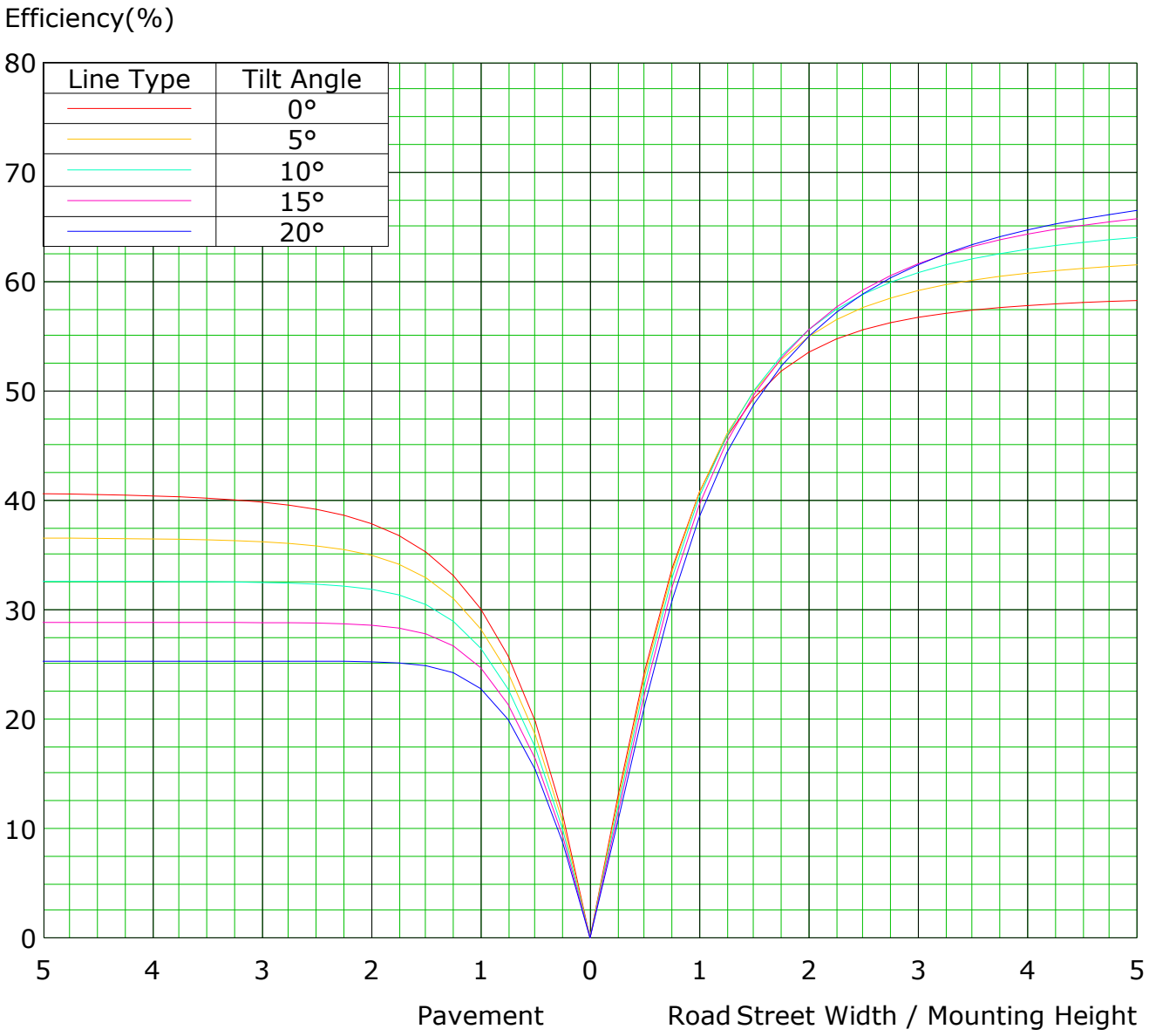

C Plane (°):0.0-360.0: 22.5
Test Lab:
Test Type: TYPE C
Temperature: 25.3 'C
Operator:

Gamma Plane (°):0.0-180.0:1.0
Test Device: GPM-3000
Distance: 14.140 m [K=1.0000]
Humidity:
Inspector:

Illuminance at a Distance

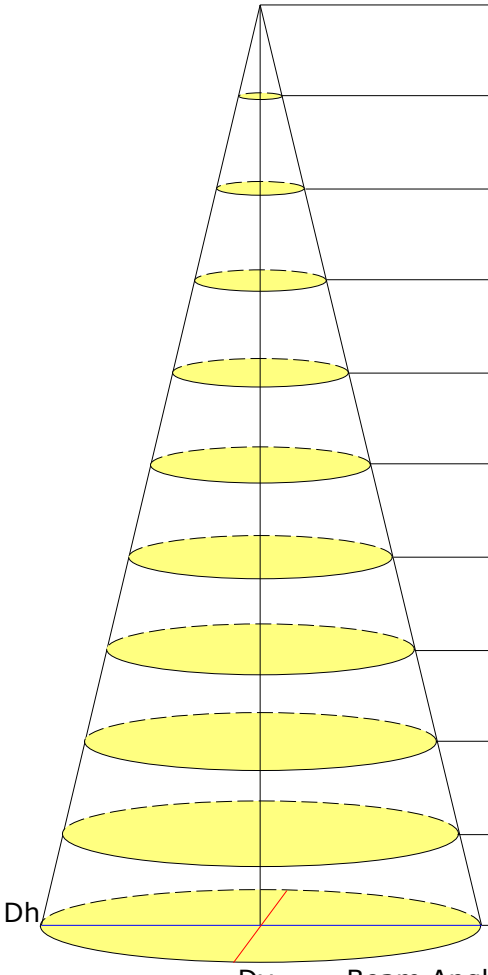

Dist(m)	Enadir(lx)	Dh/Dv_B(m) Dh/Dv_F(m)	S_B(sq.m) S_F(sq.m)	Eav_B(lx) Eav_F(lx)
1.0	8909.82	7.62/1.82 15.79/8.08	30.8 239.6	507.19 24.29
2.0	2227.46	15.24/3.64 31.59/16.16	123.2 958.4	126.80 6.07
3.0	989.98	22.87/5.46 47.38/24.24	277.2 2156.3	56.35 2.70
4.0	556.86	30.49/7.28 63.17/32.32	492.8 3833.5	31.70 1.52
5.0	356.39	38.11/9.10 78.97/40.40	770.0 5989.9	20.29 0.97
6.0	247.50	45.73/10.92 94.76/48.47	1108.7 8625.4	14.09 0.67
7.0	181.83	53.35/12.74 110.56/56.55	1509.1 11740.1	10.35 0.50
8.0	139.22	60.98/14.56 126.35/64.63	1971.1 15334.0	7.92 0.38
9.0	110.00	68.60/16.38 142.14/72.71	2494.7 19407.1	6.26 0.30
10.0	89.10	76.22/18.20 157.94/80.79	3079.8 23959.4	5.07 0.24

Beam Angle(B): H150.6 V84.6 Field Angle(F): H165.6 V152.2

C Plane (°):0.0-360.0: 22.5
Test Lab:
Test Type: TYPE C
Temperature: 25.3 'C
Operator:

Gamma Plane (°):0.0-180.0:1.0
Test Device: GPM-3000
Distance: 14.140 m [K=1.0000]
Humidity:
Inspector:

The Average Illuminance Effective Figure



C Plane (°):0.0-360.0: 22.5
Test Lab:
Test Type: TYPE C
Temperature: 25.3 'C
Operator:

Gamma Plane (°):0.0-180.0:1.0
Test Device: GPM-3000
Distance: 14.140 m [K=1.0000]
Humidity:
Inspector:

FLUX DISTRIBUTION TABLE BASED ON THE IESNA LUMINAIRE CLASSIFICATION SYSTEM

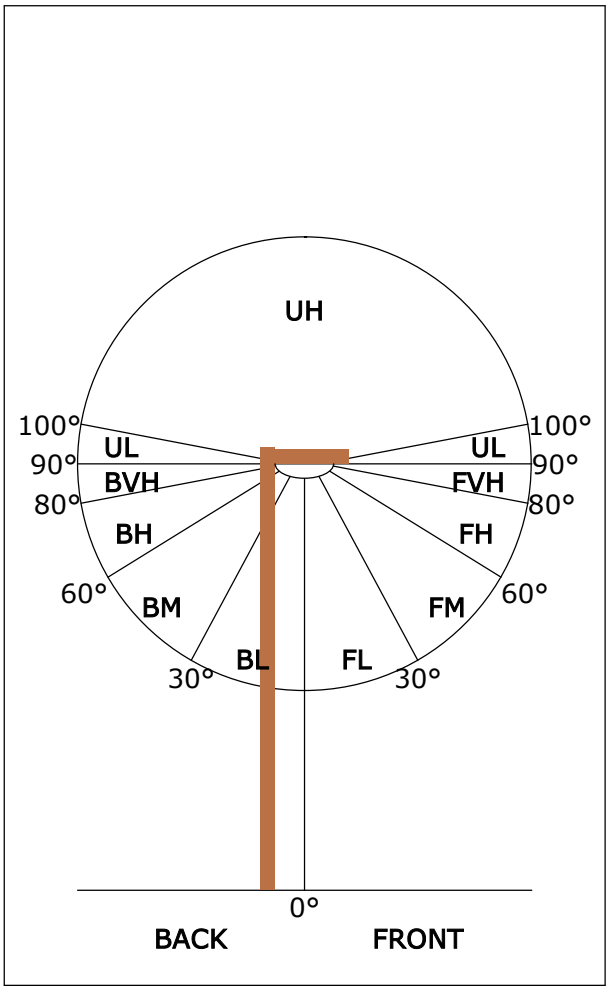

ZONE	LUMENS	% LAMP LUMENS
FORWARD LIGHT	22239	59.2
FL (0°-30°)	4190	11.1
FM (30°-60°)	10797	28.7
FH (60°-80°)	6704	17.8
FVH (80°-90°)	547	1.5
BACK LIGHT	15345	40.8
BL (0°-30°)	2952	7.9
BM (30°-60°)	6961	18.5
BH (60°-80°)	5137	13.7
BVH (80°-90°)	295	0.8
UP LIGHT	0	0.0
UL (90°-100°)	0	0.0
UH (100°-180°)	0	0.0
TRAPPED LIGHT	NA	NA

BUG(**B**acklight,**U**plight,**G**lare) Rating Base On TM-15-07	
Asymmetrical Luminaire Types (Type I,II,III,IV)	B5 U5 G5
Quadrilateral Symmetrical Luminaire Types (Type V,Area Light)	B5 U5 G4

C Plane (°):0.0-360.0: 22.5
Test Lab:
Test Type: TYPE C
Temperature: 25.3 'C
Operator:

Gamma Plane (°):0.0-180.0:1.0
Test Device: GPM-3000
Distance: 14.140 m [K=1.0000]
Humidity:
Inspector:

Zonal Lumen

Gamma [°]	Imean [cd]	Zonal Flux [lm]	Sum Zonal Flux [lm]	Rel Zonal Flux [%]	Sum Rel Zonal Flux [%]
0.0-1.0	8909.4	8.5	8.5	0.02	0.02
1.0-2.0	8908.1	25.6	34.1	0.07	0.09
2.0-3.0	8905.3	42.6	76.7	0.11	0.20
3.0-4.0	8897.4	59.6	136.3	0.16	0.36
4.0-5.0	8889.9	76.5	212.7	0.20	0.57
5.0-6.0	8885.5	93.4	306.1	0.25	0.81
6.0-7.0	8875.1	110.2	416.3	0.29	1.11
7.0-8.0	8859.6	126.8	543.1	0.34	1.45
8.0-9.0	8843.6	143.3	686.5	0.38	1.83
9.0-10.0	8824.9	159.7	846.2	0.42	2.25
10.0-11.0	8802.4	175.9	1022.1	0.47	2.72
11.0-12.0	8778.5	191.9	1214.0	0.51	3.23
12.0-13.0	8752.5	207.7	1421.8	0.55	3.78
13.0-14.0	8724.3	223.3	1645.1	0.59	4.38
14.0-15.0	8693.6	238.7	1883.8	0.64	5.01
15.0-16.0	8660.9	253.8	2137.6	0.68	5.69
16.0-17.0	8626.6	268.7	2406.3	0.71	6.40
17.0-18.0	8591.0	283.3	2689.6	0.75	7.16
18.0-19.0	8555.5	297.7	2987.3	0.79	7.95
19.0-20.0	8518.7	311.8	3299.1	0.83	8.78
20.0-21.0	8482.3	325.8	3624.9	0.87	9.64
21.0-22.0	8445.3	339.4	3964.3	0.90	10.55
22.0-23.0	8407.4	352.8	4317.1	0.94	11.49
23.0-24.0	8370.6	366.0	4683.1	0.97	12.46
24.0-25.0	8333.2	379.0	5062.1	1.01	13.47
25.0-26.0	8295.1	391.6	5453.7	1.04	14.51
26.0-27.0	8257.7	404.1	5857.8	1.08	15.59
27.0-28.0	8221.1	416.3	6274.0	1.11	16.69
28.0-29.0	8184.3	428.2	6702.3	1.14	17.83
29.0-30.0	8148.2	440.0	7142.3	1.17	19.00
30.0-31.0	8113.2	451.6	7593.8	1.20	20.21
31.0-32.0	8078.7	462.9	8056.7	1.23	21.44
32.0-33.0	8045.0	474.0	8530.8	1.26	22.70
33.0-34.0	8013.2	485.0	9015.8	1.29	23.99
34.0-35.0	7981.9	495.8	9511.5	1.32	25.31
35.0-36.0	7950.2	506.3	10017.8	1.35	26.65

C Plane (°):0.0-360.0: 22.5
Test Lab:
Test Type: TYPE C
Temperature: 25.3 'C
Operator:

Gamma Plane (°):0.0-180.0:1.0
Test Device: GPM-3000
Distance: 14.140 m [K=1.0000]
Humidity:
Inspector:

Zonal Lumen (Continue 1)

Gamma [°]	Imean [cd]	Zonal Flux [lm]	Sum Zonal Flux [lm]	Rel Zonal Flux [%]	Sum Rel Zonal Flux [%]
36.0-37.0	7919.3	516.6	10534.4	1.37	28.03
37.0-38.0	7890.4	526.7	11061.1	1.40	29.43
38.0-39.0	7863.4	536.8	11597.9	1.43	30.86
39.0-40.0	7837.2	546.7	12144.6	1.45	32.31
40.0-41.0	7811.3	556.3	12700.9	1.48	33.79
41.0-42.0	7785.7	565.7	13266.6	1.51	35.30
42.0-43.0	7761.1	575.0	13841.6	1.53	36.83
43.0-44.0	7737.4	584.1	14425.7	1.55	38.38
44.0-45.0	7714.5	593.0	15018.6	1.58	39.96
45.0-46.0	7694.2	601.8	15620.4	1.60	41.56
46.0-47.0	7673.7	610.4	16230.8	1.62	43.19
47.0-48.0	7654.0	618.8	16849.7	1.65	44.83
48.0-49.0	7638.4	627.4	17477.0	1.67	46.50
49.0-50.0	7624.0	635.7	18112.8	1.69	48.19
50.0-51.0	7610.9	644.0	18756.8	1.71	49.91
51.0-52.0	7599.7	652.2	19409.0	1.74	51.64
52.0-53.0	7588.7	660.2	20069.2	1.76	53.40
53.0-54.0	7578.3	668.0	20737.3	1.78	55.18
54.0-55.0	7569.8	675.8	21413.1	1.80	56.97
55.0-56.0	7562.2	683.4	22096.5	1.82	58.79
56.0-57.0	7554.0	690.8	22787.3	1.84	60.63
57.0-58.0	7544.4	697.8	23485.0	1.86	62.49
58.0-59.0	7534.6	704.5	24189.5	1.87	64.36
59.0-60.0	7523.7	710.9	24900.4	1.89	66.25
60.0-61.0	7507.5	716.5	25616.9	1.91	68.16
61.0-62.0	7486.8	721.5	26338.5	1.92	70.08
62.0-63.0	7454.0	725.1	27063.5	1.93	72.01
63.0-64.0	7409.2	727.1	27790.7	1.93	73.94
64.0-65.0	7355.1	728.0	28518.7	1.94	75.88
65.0-66.0	7285.0	727.0	29245.6	1.93	77.81
66.0-67.0	7192.8	723.3	29969.0	1.92	79.74
67.0-68.0	7075.9	716.9	30685.8	1.91	81.65
68.0-69.0	6927.2	706.8	31392.6	1.88	83.53
69.0-70.0	6736.0	691.9	32084.5	1.84	85.37
70.0-71.0	6484.2	670.3	32754.8	1.78	87.15
71.0-72.0	6151.2	639.7	33394.5	1.70	88.85

C Plane (°):0.0-360.0: 22.5
Test Lab:
Test Type: TYPE C
Temperature: 25.3 'C
Operator:

Gamma Plane (°):0.0-180.0:1.0
Test Device: GPM-3000
Distance: 14.140 m [K=1.0000]
Humidity:
Inspector:

Zonal Lumen (Continue 2)

Gamma [°]	Imean [cd]	Zonal Flux [lm]	Sum Zonal Flux [lm]	Rel Zonal Flux [%]	Sum Rel Zonal Flux [%]
72.0-73.0	5735.8	599.9	33994.4	1.60	90.45
73.0-74.0	5248.5	551.8	34546.2	1.47	91.92
74.0-75.0	4714.5	498.2	35044.4	1.33	93.24
75.0-76.0	4166.0	442.3	35486.7	1.18	94.42
76.0-77.0	3633.2	387.4	35874.1	1.03	95.45
77.0-78.0	3134.3	335.6	36209.7	0.89	96.34
78.0-79.0	2674.0	287.4	36497.0	0.76	97.11
79.0-80.0	2260.2	243.7	36740.7	0.65	97.76
80.0-81.0	1885.5	203.9	36944.7	0.54	98.30
81.0-82.0	1546.9	167.8	37112.4	0.45	98.75
82.0-83.0	1251.3	136.1	37248.5	0.36	99.11
83.0-84.0	988.5	107.7	37356.2	0.29	99.40
84.0-85.0	764.2	83.4	37439.6	0.22	99.62
85.0-86.0	570.3	62.3	37501.9	0.17	99.78
86.0-87.0	390.3	42.7	37544.7	0.11	99.90
87.0-88.0	227.3	24.9	37569.6	0.07	99.96
88.0-89.0	101.1	11.1	37580.6	0.03	99.99
89.0-90.0	26.4	2.9	37583.5	0.01	100.00
90.0-91.0	0.0	0.0	37583.5	0.00	100.00
91.0-92.0	0.0	0.0	37583.5	0.00	100.00
92.0-93.0	0.0	0.0	37583.5	0.00	100.00
93.0-94.0	0.0	0.0	37583.5	0.00	100.00
94.0-95.0	0.0	0.0	37583.5	0.00	100.00
95.0-96.0	0.0	0.0	37583.5	0.00	100.00
96.0-97.0	0.0	0.0	37583.5	0.00	100.00
97.0-98.0	0.0	0.0	37583.5	0.00	100.00
98.0-99.0	0.0	0.0	37583.5	0.00	100.00
99.0-100.0	0.0	0.0	37583.5	0.00	100.00
100.0-101.0	0.0	0.0	37583.5	0.00	100.00
101.0-102.0	0.0	0.0	37583.5	0.00	100.00
102.0-103.0	0.0	0.0	37583.5	0.00	100.00
103.0-104.0	0.0	0.0	37583.5	0.00	100.00
104.0-105.0	0.0	0.0	37583.5	0.00	100.00
105.0-106.0	0.0	0.0	37583.5	0.00	100.00
106.0-107.0	0.0	0.0	37583.5	0.00	100.00
107.0-108.0	0.0	0.0	37583.5	0.00	100.00

Zonal Lumen (Continue 3)

Gamma [°]	Imean [cd]	Zonal Flux [lm]	Sum Zonal Flux [lm]	Rel Zonal Flux [%]	Sum Rel Zonal Flux [%]
108.0-109.0	0.0	0.0	37583.5	0.00	100.00
109.0-110.0	0.0	0.0	37583.5	0.00	100.00
110.0-111.0	0.0	0.0	37583.5	0.00	100.00
111.0-112.0	0.0	0.0	37583.5	0.00	100.00
112.0-113.0	0.0	0.0	37583.5	0.00	100.00
113.0-114.0	0.0	0.0	37583.5	0.00	100.00
114.0-115.0	0.0	0.0	37583.5	0.00	100.00
115.0-116.0	0.0	0.0	37583.5	0.00	100.00
116.0-117.0	0.0	0.0	37583.5	0.00	100.00
117.0-118.0	0.0	0.0	37583.5	0.00	100.00
118.0-119.0	0.0	0.0	37583.5	0.00	100.00
119.0-120.0	0.0	0.0	37583.5	0.00	100.00
120.0-121.0	0.0	0.0	37583.5	0.00	100.00
121.0-122.0	0.0	0.0	37583.5	0.00	100.00
122.0-123.0	0.0	0.0	37583.5	0.00	100.00
123.0-124.0	0.0	0.0	37583.5	0.00	100.00
124.0-125.0	0.0	0.0	37583.5	0.00	100.00
125.0-126.0	0.0	0.0	37583.5	0.00	100.00
126.0-127.0	0.0	0.0	37583.5	0.00	100.00
127.0-128.0	0.0	0.0	37583.5	0.00	100.00
128.0-129.0	0.0	0.0	37583.5	0.00	100.00
129.0-130.0	0.0	0.0	37583.5	0.00	100.00
130.0-131.0	0.0	0.0	37583.5	0.00	100.00
131.0-132.0	0.0	0.0	37583.5	0.00	100.00
132.0-133.0	0.0	0.0	37583.5	0.00	100.00
133.0-134.0	0.0	0.0	37583.5	0.00	100.00
134.0-135.0	0.0	0.0	37583.5	0.00	100.00
135.0-136.0	0.0	0.0	37583.5	0.00	100.00
136.0-137.0	0.0	0.0	37583.5	0.00	100.00
137.0-138.0	0.0	0.0	37583.5	0.00	100.00
138.0-139.0	0.0	0.0	37583.5	0.00	100.00
139.0-140.0	0.0	0.0	37583.5	0.00	100.00
140.0-141.0	0.0	0.0	37583.5	0.00	100.00
141.0-142.0	0.0	0.0	37583.5	0.00	100.00
142.0-143.0	0.0	0.0	37583.5	0.00	100.00
143.0-144.0	0.0	0.0	37583.5	0.00	100.00

C Plane (°):0.0-360.0: 22.5
Test Lab:
Test Type: TYPE C
Temperature: 25.3 'C
Operator:

Gamma Plane (°):0.0-180.0:1.0
Test Device: GPM-3000
Distance: 14.140 m [K=1.0000]
Humidity:
Inspector:

Zonal Lumen (Continue 4)

Gamma [°]	Imean [cd]	Zonal Flux [lm]	Sum Zonal Flux [lm]	Rel Zonal Flux [%]	Sum Rel Zonal Flux [%]
144.0-145.0	0.0	0.0	37583.5	0.00	100.00
145.0-146.0	0.0	0.0	37583.5	0.00	100.00
146.0-147.0	0.0	0.0	37583.5	0.00	100.00
147.0-148.0	0.0	0.0	37583.5	0.00	100.00
148.0-149.0	0.0	0.0	37583.5	0.00	100.00
149.0-150.0	0.0	0.0	37583.5	0.00	100.00
150.0-151.0	0.0	0.0	37583.5	0.00	100.00
151.0-152.0	0.0	0.0	37583.5	0.00	100.00
152.0-153.0	0.0	0.0	37583.5	0.00	100.00
153.0-154.0	0.0	0.0	37583.5	0.00	100.00
154.0-155.0	0.0	0.0	37583.5	0.00	100.00
155.0-156.0	0.0	0.0	37583.5	0.00	100.00
156.0-157.0	0.0	0.0	37583.5	0.00	100.00
157.0-158.0	0.0	0.0	37583.5	0.00	100.00
158.0-159.0	0.0	0.0	37583.5	0.00	100.00
159.0-160.0	0.0	0.0	37583.5	0.00	100.00
160.0-161.0	0.0	0.0	37583.5	0.00	100.00
161.0-162.0	0.0	0.0	37583.5	0.00	100.00
162.0-163.0	0.0	0.0	37583.5	0.00	100.00
163.0-164.0	0.0	0.0	37583.5	0.00	100.00
164.0-165.0	0.0	0.0	37583.5	0.00	100.00
165.0-166.0	0.0	0.0	37583.5	0.00	100.00
166.0-167.0	0.0	0.0	37583.5	0.00	100.00
167.0-168.0	0.0	0.0	37583.5	0.00	100.00
168.0-169.0	0.0	0.0	37583.5	0.00	100.00
169.0-170.0	0.0	0.0	37583.5	0.00	100.00
170.0-171.0	0.0	0.0	37583.5	0.00	100.00
171.0-172.0	0.0	0.0	37583.5	0.00	100.00
172.0-173.0	0.0	0.0	37583.5	0.00	100.00
173.0-174.0	0.0	0.0	37583.5	0.00	100.00
174.0-175.0	0.0	0.0	37583.5	0.00	100.00
175.0-176.0	0.0	0.0	37583.5	0.00	100.00
176.0-177.0	0.0	0.0	37583.5	0.00	100.00
177.0-178.0	0.0	0.0	37583.5	0.00	100.00
178.0-179.0	0.0	0.0	37583.5	0.00	100.00
179.0-180.0	0.0	0.0	37583.5	0.00	100.00

C Plane (°):0.0-360.0: 22.5
Test Lab:
Test Type: TYPE C
Temperature: 25.3 'C
Operator:

Gamma Plane (°):0.0-180.0:1.0
Test Device: GPM-3000
Distance: 14.140 m [K=1.0000]
Humidity:
Inspector:

Zonal Lumen (Continue 5)

cone flux(90°): 15018.63 lm

%lum = 40.0%
%lamp = 40.0%

cone flux(120°): 24900.40 lm

%lum = 66.3%
%lamp = 66.3%

Candlepower Table

Unit: cd

G\C	C0.0	C22.5	C45.0	C67.5	C90.0	C112.5	C135.0	C157.5	C180.0	C202.5
G0.0	8909.8	8909.8	8909.8	8909.8	8909.8	8909.8	8909.8	8909.8	8909.8	8909.8
G1.0	8916.4	8964.2	9013.9	9054.0	9048.0	9037.5	9015.3	8961.3	8904.9	8849.5
G2.0	8923.7	9023.9	9116.6	9186.9	9190.0	9163.8	9112.5	9017.7	8903.9	8791.1
G3.0	8933.3	9083.3	9226.9	9308.1	9320.6	9295.4	9206.7	9075.7	8904.2	8738.0
G4.0	8942.8	9142.0	9321.0	9428.4	9457.7	9409.1	9296.8	9128.8	8904.9	8681.6
G5.0	8952.7	9200.4	9414.1	9544.0	9579.7	9518.8	9385.7	9182.6	8907.8	8626.2
G6.0	8964.3	9263.1	9503.5	9651.6	9686.1	9624.2	9468.6	9234.0	8914.4	8564.5
G7.0	8979.2	9323.1	9592.3	9761.9	9788.5	9719.2	9561.7	9286.8	8923.4	8512.1
G8.0	8992.4	9379.1	9678.0	9860.2	9881.7	9811.3	9643.6	9340.5	8932.6	8455.4
G9.0	9003.9	9440.2	9760.1	9946.3	9968.0	9904.7	9722.5	9397.0	8946.8	8402.4
G10.0	9015.1	9499.9	9846.9	10025.0	10043.0	9982.5	9796.3	9449.4	8957.4	8343.0
G11.0	9029.7	9564.5	9918.7	10096.1	10111.7	10049.0	9863.9	9500.5	8965.3	8284.9
G12.0	9042.5	9620.9	9982.5	10153.9	10164.9	10106.2	9921.8	9548.9	8974.5	8284.9
G13.0	9053.8	9676.3	10045.0	10207.7	10207.9	10160.0	9984.0	9596.4	8990.0	8211.3
G14.0	9066.6	9728.4	10102.8	10251.9	10241.2	10194.2	10035.6	9646.8	9004.9	8157.2
G15.0	9081.5	9781.1	10153.0	10288.1	10268.7	10226.5	10083.2	9692.6	9021.1	8109.5
G16.0	9098.3	9833.9	10201.2	10315.0	10283.2	10254.7	10124.8	9733.8	9036.3	8066.7
G17.0	9118.1	9878.0	10246.1	10336.9	10294.8	10268.0	10158.7	9776.9	9054.7	8022.3
G18.0	9135.6	9928.4	10284.0	10345.2	10294.8	10283.7	10192.7	9817.1	9075.2	7982.1
G19.0	9153.1	9971.5	10317.9	10353.5	10288.8	10290.3	10217.3	9855.6	9099.6	7940.3
G20.0	9172.3	10013.6	10342.5	10352.9	10275.3	10287.3	10240.9	9889.7	9126.4	7902.9
G21.0	9191.4	10052.4	10365.8	10348.2	10256.4	10278.0	10262.6	9924.2	9149.5	7863.4
G22.0	9210.6	10086.3	10377.7	10337.3	10222.4	10258.4	10277.2	9951.1	9165.3	7828.9
G23.0	9225.1	10124.7	10391.4	10322.3	10191.0	10236.8	10290.2	9978.3	9175.6	7801.0
G24.0	9245.2	10152.3	10402.7	10297.1	10145.7	10204.9	10296.8	10008.9	9190.8	7774.5
G25.0	9266.7	10178.5	10408.6	10265.9	10090.6	10168.3	10299.2	10031.1	9200.7	7747.3
G26.0	9279.6	10201.7	10412.0	10229.6	10034.0	10133.1	10296.8	10054.0	9204.6	7728.4
G27.0	9298.1	10221.9	10409.6	10180.5	9977.5	10090.9	10287.5	10072.2	9208.9	7710.1
G28.0	9310.6	10242.5	10403.3	10128.0	9909.8	10044.7	10273.2	10083.9	9214.5	7697.5
G29.0	9328.1	10256.4	10393.0	10070.5	9836.4	9982.8	10257.6	10102.1	9222.5	7685.6
G30.0	9345.9	10271.3	10380.4	10012.0	9772.3	9925.7	10239.9	10113.1	9229.4	7679.3
G31.0	9360.1	10283.6	10360.4	9947.3	9699.0	9855.8	10217.0	10126.7	9246.6	7674.3
G32.0	9382.9	10290.6	10323.2	9884.5	9624.9	9788.0	10191.0	10132.3	9263.4	7672.7
G33.0	9401.4	10297.2	10296.0	9819.7	9548.3	9724.2	10160.4	10136.3	9280.9	7673.3
G34.0	9424.5	10306.2	10266.4	9750.6	9468.6	9655.7	10131.8	10144.3	9302.7	7675.0
G35.0	9447.3	10305.8	10234.5	9676.2	9385.7	9585.9	10094.8	10148.9	9315.9	7679.3
G36.0	9467.1	10308.5	10203.9	9599.8	9302.1	9509.8	10056.2	10146.9	9328.8	7689.6

C Plane (°):0.0-360.0: 22.5
Test Lab:
Test Type: TYPE C
Temperature: 25.3 'C
Operator:

Gamma Plane (°):0.0-180.0:1.0
Test Device: GPM-3000
Distance: 14.140 m [K=1.0000]
Humidity:
Inspector:

Candlepower Table (Continue 1)

Unit: cd

G\C	C0.0	C22.5	C45.0	C67.5	C90.0	C112.5	C135.0	C157.5	C180.0	C202.5
G37.0	9494.8	10313.1	10163.0	9524.4	9219.8	9433.4	10014.7	10146.3	9344.6	7702.5
G38.0	9526.5	10314.5	10125.8	9438.0	9133.9	9355.6	9972.7	10146.6	9363.4	7722.4
G39.0	9559.2	10315.1	10086.2	9362.6	9048.6	9276.8	9930.8	10139.0	9387.2	7745.3
G40.0	9589.6	10311.8	10043.0	9287.9	8959.7	9213.0	9880.5	10127.7	9412.3	7768.2
G41.0	9619.3	10310.2	9992.8	9209.8	8879.4	9127.5	9839.9	10113.1	9440.7	7792.4
G42.0	9642.4	10297.9	9953.9	9118.8	8799.4	9048.1	9794.0	10096.5	9467.4	7818.3
G43.0	9677.7	10291.9	9907.0	9036.7	8702.6	8968.3	9748.1	10087.5	9494.5	7850.8
G44.0	9693.6	10285.3	9852.5	8951.7	8614.7	8890.5	9700.8	10077.9	9521.6	7882.3
G45.0	9717.7	10276.3	9803.0	8872.6	8524.2	8810.4	9651.3	10069.3	9547.7	7914.5
G46.0	9748.7	10271.7	9751.5	8784.3	8442.9	8727.0	9601.7	10063.0	9582.6	7958.6
G47.0	9772.5	10275.0	9708.3	8697.9	8335.2	8649.9	9552.1	10055.3	9620.3	8007.7
G48.0	9809.5	10276.3	9656.1	8620.5	8251.2	8562.1	9503.5	10049.7	9660.6	8065.7
G49.0	9843.1	10278.0	9609.5	8536.1	8174.9	8473.7	9459.6	10047.7	9697.9	8123.8
G50.0	9899.2	10280.0	9561.3	8446.1	8056.3	8383.9	9415.0	10057.3	9749.4	8194.1
G51.0	9967.6	10290.9	9522.8	8339.4	7935.6	8299.5	9367.4	10065.9	9808.5	8284.6
G52.0	10041.5	10308.2	9475.9	8296.9	7796.8	8215.4	9323.8	10080.5	9880.1	8304.5
G53.0	10108.9	10335.7	9434.0	8150.1	7657.7	8099.1	9277.5	10104.4	9954.7	8432.2
G54.0	10196.4	10367.5	9388.2	8025.5	7499.4	7962.5	9233.0	10143.6	10038.2	8542.0
G55.0	10302.3	10415.6	9346.3	7884.7	7312.4	7821.5	9186.4	10198.3	10133.0	8673.3
G56.0	10427.5	10477.3	9296.4	7727.9	7094.9	7659.0	9124.8	10257.1	10252.8	8832.5
G57.0	10569.1	10562.9	9237.2	7528.9	6853.4	7468.5	9060.9	10335.4	10396.1	8996.4
G58.0	10760.3	10661.7	9169.1	7321.3	6560.6	7229.5	8972.4	10428.6	10557.2	9181.1
G59.0	10956.4	10777.8	9074.4	7082.4	6266.2	6982.5	8861.6	10545.1	10767.8	9376.8
G60.0	11180.5	10914.5	8953.0	6813.7	5947.3	6698.3	8719.1	10686.8	11004.2	9583.1
G61.0	11421.2	11092.6	8791.5	6526.6	5623.1	6399.2	8511.8	10855.1	11267.0	9776.2
G62.0	11691.6	11261.7	8586.4	6195.8	5289.6	6087.0	8309.8	11022.3	11614.3	9978.1
G63.0	12033.6	11447.1	8303.8	5887.2	4931.4	5733.0	8030.0	11197.2	11960.3	10117.5
G64.0	12387.2	11627.6	8021.0	5588.2	4609.6	5422.5	7688.5	11396.3	12331.1	10207.7
G65.0	12767.8	11808.3	7702.2	5294.2	4298.9	5120.4	7361.7	11554.2	12691.2	10245.5
G66.0	13133.3	11955.6	7372.1	4978.9	3996.6	4793.6	7037.6	11679.7	13011.2	10229.9
G67.0	13455.5	12062.1	7046.0	4676.3	3657.5	4496.8	6719.8	11756.7	13251.5	10183.8
G68.0	13694.5	12110.5	6742.2	4360.1	3371.0	4219.2	6423.3	11767.3	13358.5	10110.8
G69.0	13724.9	12087.9	6474.3	4046.1	3037.6	3896.5	6172.4	11672.4	13266.7	10042.5
G70.0	13486.6	11937.4	6274.2	3738.5	2750.1	3608.3	5966.7	11461.3	12919.4	9969.9
G71.0	12904.2	11602.7	6098.7	3390.7	2447.0	3289.2	5818.6	11105.9	12150.1	9835.2
G72.0	11840.1	11077.3	5959.1	3079.1	2194.2	2996.6	5671.6	10587.9	11080.5	9589.1
G73.0	10551.9	10332.7	5807.8	2763.9	1935.8	2704.1	5535.1	9898.4	9774.5	9119.8

C Plane (°):0.0-360.0: 22.5
Test Lab:
Test Type: TYPE C
Temperature: 25.3 'C
Operator:

Gamma Plane (°):0.0-180.0:1.0
Test Device: GPM-3000
Distance: 14.140 m [K=1.0000]
Humidity:
Inspector:

Candlepower Table (Continue 2)

Unit: cd

G\C	C0.0	C22.5	C45.0	C67.5	C90.0	C112.5	C135.0	C157.5	C180.0	C202.5
G74.0	9140.9	9454.4	5636.6	2461.2	1709.8	2410.6	5373.1	9018.3	8367.7	8327.1
G75.0	7705.8	8449.1	5435.5	2197.1	1523.7	2149.3	5176.7	8134.7	6892.0	7459.7
G76.0	6226.8	7492.9	5169.2	1936.7	1342.7	1899.7	4931.1	7199.5	5658.3	6482.9
G77.0	5067.3	6439.8	4869.8	1720.4	1182.0	1689.6	4667.2	6188.4	4621.0	5537.3
G78.0	4108.6	5514.1	4492.8	1508.5	1037.3	1481.9	4340.4	5294.5	3725.3	4647.1
G79.0	3328.8	4622.9	4105.6	1329.5	906.8	1303.4	3997.0	4438.3	3003.6	3728.4
G80.0	2721.7	3874.6	3727.9	1170.0	779.9	1148.1	3602.0	3687.7	2361.5	3068.0
G81.0	2180.6	3140.3	3272.9	1010.2	655.0	983.3	3180.4	2914.5	1880.5	2477.3
G82.0	1791.3	2520.4	2804.8	857.4	550.9	830.7	2785.7	2287.4	1468.8	1946.9
G83.0	1464.5	2033.5	2392.0	720.9	464.0	713.0	2353.4	1738.8	1115.2	1467.0
G84.0	1150.9	1588.1	1988.5	598.6	374.7	578.4	1926.1	1241.1	832.6	1025.2
G85.0	898.6	1179.1	1652.7	475.4	293.4	466.0	1492.2	885.0	607.1	778.8
G86.0	667.5	787.1	1316.3	359.8	218.4	351.0	1059.2	535.9	380.7	532.0
G87.0	477.7	520.7	903.5	246.2	140.8	212.4	676.2	293.3	206.7	283.3
G88.0	285.2	317.7	497.3	139.5	73.7	92.7	216.0	115.8	65.0	87.6
G89.0	145.3	142.6	133.0	44.5	21.5	29.3	38.9	30.9	26.4	30.5
G90.0	0.0	0.0	0.0	0.0	0.0	0.0	0.0	0.0	0.0	0.0
G91.0	0.0	0.0	0.0	0.0	0.0	0.0	0.0	0.0	0.0	0.0
G92.0	0.0	0.0	0.0	0.0	0.0	0.0	0.0	0.0	0.0	0.0
G93.0	0.0	0.0	0.0	0.0	0.0	0.0	0.0	0.0	0.0	0.0
G94.0	0.0	0.0	0.0	0.0	0.0	0.0	0.0	0.0	0.0	0.0
G95.0	0.0	0.0	0.0	0.0	0.0	0.0	0.0	0.0	0.0	0.0
G96.0	0.0	0.0	0.0	0.0	0.0	0.0	0.0	0.0	0.0	0.0
G97.0	0.0	0.0	0.0	0.0	0.0	0.0	0.0	0.0	0.0	0.0
G98.0	0.0	0.0	0.0	0.0	0.0	0.0	0.0	0.0	0.0	0.0
G99.0	0.0	0.0	0.0	0.0	0.0	0.0	0.0	0.0	0.0	0.0
G100.0	0.0	0.0	0.0	0.0	0.0	0.0	0.0	0.0	0.0	0.0
G101.0	0.0	0.0	0.0	0.0	0.0	0.0	0.0	0.0	0.0	0.0
G102.0	0.0	0.0	0.0	0.0	0.0	0.0	0.0	0.0	0.0	0.0
G103.0	0.0	0.0	0.0	0.0	0.0	0.0	0.0	0.0	0.0	0.0
G104.0	0.0	0.0	0.0	0.0	0.0	0.0	0.0	0.0	0.0	0.0
G105.0	0.0	0.0	0.0	0.0	0.0	0.0	0.0	0.0	0.0	0.0
G106.0	0.0	0.0	0.0	0.0	0.0	0.0	0.0	0.0	0.0	0.0
G107.0	0.0	0.0	0.0	0.0	0.0	0.0	0.0	0.0	0.0	0.0
G108.0	0.0	0.0	0.0	0.0	0.0	0.0	0.0	0.0	0.0	0.0
G109.0	0.0	0.0	0.0	0.0	0.0	0.0	0.0	0.0	0.0	0.0
G110.0	0.0	0.0	0.0	0.0	0.0	0.0	0.0	0.0	0.0	0.0

C Plane (°):0.0-360.0: 22.5
Test Lab:
Test Type: TYPE C
Temperature: 25.3 'C
Operator:

Gamma Plane (°):0.0-180.0:1.0
Test Device: GPM-3000
Distance: 14.140 m [K=1.0000]
Humidity:
Inspector:

Candlepower Table (Continue 3)

Unit: cd

G\C	C0.0	C22.5	C45.0	C67.5	C90.0	C112.5	C135.0	C157.5	C180.0	C202.5
G111.0	0.0	0.0	0.0	0.0	0.0	0.0	0.0	0.0	0.0	0.0
G112.0	0.0	0.0	0.0	0.0	0.0	0.0	0.0	0.0	0.0	0.0
G113.0	0.0	0.0	0.0	0.0	0.0	0.0	0.0	0.0	0.0	0.0
G114.0	0.0	0.0	0.0	0.0	0.0	0.0	0.0	0.0	0.0	0.0
G115.0	0.0	0.0	0.0	0.0	0.0	0.0	0.0	0.0	0.0	0.0
G116.0	0.0	0.0	0.0	0.0	0.0	0.0	0.0	0.0	0.0	0.0
G117.0	0.0	0.0	0.0	0.0	0.0	0.0	0.0	0.0	0.0	0.0
G118.0	0.0	0.0	0.0	0.0	0.0	0.0	0.0	0.0	0.0	0.0
G119.0	0.0	0.0	0.0	0.0	0.0	0.0	0.0	0.0	0.0	0.0
G120.0	0.0	0.0	0.0	0.0	0.0	0.0	0.0	0.0	0.0	0.0
G121.0	0.0	0.0	0.0	0.0	0.0	0.0	0.0	0.0	0.0	0.0
G122.0	0.0	0.0	0.0	0.0	0.0	0.0	0.0	0.0	0.0	0.0
G123.0	0.0	0.0	0.0	0.0	0.0	0.0	0.0	0.0	0.0	0.0
G124.0	0.0	0.0	0.0	0.0	0.0	0.0	0.0	0.0	0.0	0.0
G125.0	0.0	0.0	0.0	0.0	0.0	0.0	0.0	0.0	0.0	0.0
G126.0	0.0	0.0	0.0	0.0	0.0	0.0	0.0	0.0	0.0	0.0
G127.0	0.0	0.0	0.0	0.0	0.0	0.0	0.0	0.0	0.0	0.0
G128.0	0.0	0.0	0.0	0.0	0.0	0.0	0.0	0.0	0.0	0.0
G129.0	0.0	0.0	0.0	0.0	0.0	0.0	0.0	0.0	0.0	0.0
G130.0	0.0	0.0	0.0	0.0	0.0	0.0	0.0	0.0	0.0	0.0
G131.0	0.0	0.0	0.0	0.0	0.0	0.0	0.0	0.0	0.0	0.0
G132.0	0.0	0.0	0.0	0.0	0.0	0.0	0.0	0.0	0.0	0.0
G133.0	0.0	0.0	0.0	0.0	0.0	0.0	0.0	0.0	0.0	0.0
G134.0	0.0	0.0	0.0	0.0	0.0	0.0	0.0	0.0	0.0	0.0
G135.0	0.0	0.0	0.0	0.0	0.0	0.0	0.0	0.0	0.0	0.0
G136.0	0.0	0.0	0.0	0.0	0.0	0.0	0.0	0.0	0.0	0.0
G137.0	0.0	0.0	0.0	0.0	0.0	0.0	0.0	0.0	0.0	0.0
G138.0	0.0	0.0	0.0	0.0	0.0	0.0	0.0	0.0	0.0	0.0
G139.0	0.0	0.0	0.0	0.0	0.0	0.0	0.0	0.0	0.0	0.0
G140.0	0.0	0.0	0.0	0.0	0.0	0.0	0.0	0.0	0.0	0.0
G141.0	0.0	0.0	0.0	0.0	0.0	0.0	0.0	0.0	0.0	0.0
G142.0	0.0	0.0	0.0	0.0	0.0	0.0	0.0	0.0	0.0	0.0
G143.0	0.0	0.0	0.0	0.0	0.0	0.0	0.0	0.0	0.0	0.0
G144.0	0.0	0.0	0.0	0.0	0.0	0.0	0.0	0.0	0.0	0.0
G145.0	0.0	0.0	0.0	0.0	0.0	0.0	0.0	0.0	0.0	0.0
G146.0	0.0	0.0	0.0	0.0	0.0	0.0	0.0	0.0	0.0	0.0
G147.0	0.0	0.0	0.0	0.0	0.0	0.0	0.0	0.0	0.0	0.0

C Plane (°):0.0-360.0: 22.5
Test Lab:
Test Type: TYPE C
Temperature: 25.3 'C
Operator:

Gamma Plane (°):0.0-180.0:1.0
Test Device: GPM-3000
Distance: 14.140 m [K=1.0000]
Humidity:
Inspector:

Candlepower Table (Continue 4)

Unit: cd

G\C	C0.0	C22.5	C45.0	C67.5	C90.0	C112.5	C135.0	C157.5	C180.0	C202.5
G148.0	0.0	0.0	0.0	0.0	0.0	0.0	0.0	0.0	0.0	0.0
G149.0	0.0	0.0	0.0	0.0	0.0	0.0	0.0	0.0	0.0	0.0
G150.0	0.0	0.0	0.0	0.0	0.0	0.0	0.0	0.0	0.0	0.0
G151.0	0.0	0.0	0.0	0.0	0.0	0.0	0.0	0.0	0.0	0.0
G152.0	0.0	0.0	0.0	0.0	0.0	0.0	0.0	0.0	0.0	0.0
G153.0	0.0	0.0	0.0	0.0	0.0	0.0	0.0	0.0	0.0	0.0
G154.0	0.0	0.0	0.0	0.0	0.0	0.0	0.0	0.0	0.0	0.0
G155.0	0.0	0.0	0.0	0.0	0.0	0.0	0.0	0.0	0.0	0.0
G156.0	0.0	0.0	0.0	0.0	0.0	0.0	0.0	0.0	0.0	0.0
G157.0	0.0	0.0	0.0	0.0	0.0	0.0	0.0	0.0	0.0	0.0
G158.0	0.0	0.0	0.0	0.0	0.0	0.0	0.0	0.0	0.0	0.0
G159.0	0.0	0.0	0.0	0.0	0.0	0.0	0.0	0.0	0.0	0.0
G160.0	0.0	0.0	0.0	0.0	0.0	0.0	0.0	0.0	0.0	0.0
G161.0	0.0	0.0	0.0	0.0	0.0	0.0	0.0	0.0	0.0	0.0
G162.0	0.0	0.0	0.0	0.0	0.0	0.0	0.0	0.0	0.0	0.0
G163.0	0.0	0.0	0.0	0.0	0.0	0.0	0.0	0.0	0.0	0.0
G164.0	0.0	0.0	0.0	0.0	0.0	0.0	0.0	0.0	0.0	0.0
G165.0	0.0	0.0	0.0	0.0	0.0	0.0	0.0	0.0	0.0	0.0
G166.0	0.0	0.0	0.0	0.0	0.0	0.0	0.0	0.0	0.0	0.0
G167.0	0.0	0.0	0.0	0.0	0.0	0.0	0.0	0.0	0.0	0.0
G168.0	0.0	0.0	0.0	0.0	0.0	0.0	0.0	0.0	0.0	0.0
G169.0	0.0	0.0	0.0	0.0	0.0	0.0	0.0	0.0	0.0	0.0
G170.0	0.0	0.0	0.0	0.0	0.0	0.0	0.0	0.0	0.0	0.0
G171.0	0.0	0.0	0.0	0.0	0.0	0.0	0.0	0.0	0.0	0.0
G172.0	0.0	0.0	0.0	0.0	0.0	0.0	0.0	0.0	0.0	0.0
G173.0	0.0	0.0	0.0	0.0	0.0	0.0	0.0	0.0	0.0	0.0
G174.0	0.0	0.0	0.0	0.0	0.0	0.0	0.0	0.0	0.0	0.0
G175.0	0.0	0.0	0.0	0.0	0.0	0.0	0.0	0.0	0.0	0.0
G176.0	0.0	0.0	0.0	0.0	0.0	0.0	0.0	0.0	0.0	0.0
G177.0	0.0	0.0	0.0	0.0	0.0	0.0	0.0	0.0	0.0	0.0
G178.0	0.0	0.0	0.0	0.0	0.0	0.0	0.0	0.0	0.0	0.0
G179.0	0.0	0.0	0.0	0.0	0.0	0.0	0.0	0.0	0.0	0.0
G180.0	0.0	0.0	0.0	0.0	0.0	0.0	0.0	0.0	0.0	0.0

C Plane (°):0.0-360.0: 22.5
Test Lab:
Test Type: TYPE C
Temperature: 25.3 'C
Operator:

Gamma Plane (°):0.0-180.0:1.0
Test Device: GPM-3000
Distance: 14.140 m [K=1.0000]
Humidity:
Inspector:

Candlepower Table (Continue 5)

Unit: cd

G\C	C225.0	C247.5	C270.0	C292.5	C315.0	C337.5	C360.0			
G0.0	8909.8	8909.8	8909.8	8909.8	8909.8	8909.8	8909.8			
G1.0	8798.5	8777.6	8752.5	8780.2	8812.0	8859.4	8916.4			
G2.0	8689.4	8636.8	8599.5	8642.6	8711.2	8805.3	8923.7			
G3.0	8579.1	8489.9	8441.2	8484.3	8610.3	8757.5	8933.3			
G4.0	8463.7	8310.2	8253.5	8306.8	8504.2	8710.1	8942.8			
G5.0	8333.1	8190.6	8126.6	8207.4	8379.7	8664.6	8952.7			
G6.0	8285.2	8028.5	7954.1	8049.2	8312.8	8618.5	8964.3			
G7.0	8132.0	7874.7	7767.4	7893.3	8195.0	8568.4	8979.2			
G8.0	8017.0	7716.2	7592.6	7722.8	8081.5	8522.6	8992.4			
G9.0	7900.6	7554.8	7413.2	7564.6	7968.1	8476.1	9003.9			
G10.0	7784.6	7378.1	7233.7	7404.7	7841.6	8427.7	9015.1			
G11.0	7663.3	7211.6	7050.0	7239.1	7726.8	8373.6	9029.7			
G12.0	7548.0	7044.9	6867.6	7075.9	7614.3	8311.5	9042.5			
G13.0	7421.3	6882.4	6670.6	6918.0	7504.2	8286.6	9053.8			
G14.0	7305.0	6718.0	6491.9	6737.5	7394.3	8286.6	9066.6			
G15.0	7189.3	6552.2	6309.4	6571.3	7282.2	8223.6	9081.5			
G16.0	7078.6	6392.1	6134.3	6411.5	7172.7	8179.1	9098.3			
G17.0	6969.2	6212.7	5958.5	6248.6	7051.9	8138.0	9118.1			
G18.0	6863.9	6053.6	5788.3	6092.0	6944.1	8098.8	9135.6			
G19.0	6750.2	5903.1	5613.5	5939.4	6840.9	8061.3	9153.1			
G20.0	6646.8	5745.3	5460.2	5777.9	6741.1	8025.8	9172.3			
G21.0	6546.4	5617.1	5311.5	5631.3	6639.3	7994.0	9191.4			
G22.0	6447.0	5471.9	5175.3	5495.7	6544.8	7966.7	9210.6			
G23.0	6351.6	5342.4	5045.4	5364.7	6439.3	7940.5	9225.1			
G24.0	6261.9	5223.8	4925.8	5242.0	6348.1	7917.3	9245.2			
G25.0	6170.1	5113.2	4802.6	5128.7	6264.2	7889.1	9266.7			
G26.0	6090.0	4998.5	4700.1	5011.7	6173.4	7869.9	9279.6			
G27.0	6011.2	4900.2	4601.3	4908.0	6095.5	7855.6	9298.1			
G28.0	5937.8	4806.5	4512.7	4814.2	6018.6	7846.9	9310.6			
G29.0	5865.3	4717.5	4426.2	4719.8	5946.1	7842.6	9328.1			
G30.0	5794.8	4633.1	4341.9	4635.4	5878.5	7836.3	9345.9			
G31.0	5736.3	4555.4	4271.5	4547.6	5815.0	7837.7	9360.1			
G32.0	5679.5	4475.3	4207.4	4472.9	5749.4	7845.0	9382.9			
G33.0	5623.3	4406.6	4145.9	4399.4	5691.8	7851.9	9401.4			
G34.0	5572.5	4340.8	4090.1	4333.6	5638.9	7864.9	9424.5			
G35.0	5526.3	4279.0	4034.9	4270.8	5589.0	7879.8	9447.3			
G36.0	5479.4	4222.2	3990.0	4207.3	5543.1	7896.7	9467.1			

C Plane (°):0.0-360.0: 22.5
Test Lab:
Test Type: TYPE C
Temperature: 25.3 'C
Operator:

Gamma Plane (°):0.0-180.0:1.0
Test Device: GPM-3000
Distance: 14.140 m [K=1.0000]
Humidity:
Inspector:

Candlepower Table (Continue 6)

Unit: cd

G\C	C225.0	C247.5	C270.0	C292.5	C315.0	C337.5	C360.0			
G37.0	5436.8	4160.1	3949.3	4152.1	5497.2	7914.3	9494.8			
G38.0	5398.9	4114.2	3911.6	4107.9	5455.2	7938.5	9526.5			
G39.0	5362.0	4068.7	3874.6	4064.7	5416.0	7964.8	9559.2			
G40.0	5332.1	4027.2	3837.9	4022.1	5383.4	7993.6	9589.6			
G41.0	5294.2	3985.0	3805.6	3985.2	5350.1	8027.8	9619.3			
G42.0	5261.0	3950.5	3782.1	3950.0	5321.5	8066.6	9642.4			
G43.0	5232.7	3913.9	3757.3	3919.1	5291.2	8106.1	9677.7			
G44.0	5206.8	3883.0	3732.9	3892.5	5266.6	8157.9	9693.6			
G45.0	5182.5	3854.5	3710.7	3867.9	5244.3	8205.7	9717.7			
G46.0	5157.6	3830.9	3689.6	3843.6	5223.0	8284.6	9748.7			
G47.0	5137.3	3801.6	3669.4	3825.7	5203.3	8286.6	9772.5			
G48.0	5114.4	3779.1	3651.2	3806.1	5181.0	8343.7	9809.5			
G49.0	5093.1	3758.5	3632.4	3788.8	5164.4	8417.7	9843.1			
G50.0	5071.5	3738.2	3612.6	3771.1	5145.1	8486.4	9899.2			
G51.0	5053.2	3712.0	3591.4	3748.5	5128.5	8565.7	9967.6			
G52.0	5031.0	3687.7	3570.6	3730.3	5110.1	8654.0	10041.5			
G53.0	5012.7	3662.8	3547.1	3708.7	5090.5	8755.9	10108.9			
G54.0	4988.8	3634.9	3518.4	3684.4	5069.9	8882.6	10196.4			
G55.0	4965.8	3607.0	3489.3	3652.8	5053.6	9015.0	10302.3			
G56.0	4940.2	3570.4	3451.6	3623.2	5031.6	9165.7	10427.5			
G57.0	4917.0	3530.9	3409.0	3585.3	5005.0	9339.6	10569.1			
G58.0	4883.0	3485.1	3357.1	3541.5	4975.0	9541.0	10760.3			
G59.0	4844.5	3430.3	3299.3	3488.3	4941.1	9788.2	10956.4			
G60.0	4801.6	3366.8	3243.8	3427.1	4896.5	10039.4	11180.5			
G61.0	4755.7	3294.7	3149.9	3362.0	4843.6	10292.9	11421.2			
G62.0	4700.9	3222.6	3031.3	3288.5	4786.7	10548.4	11691.6			
G63.0	4629.4	3087.1	2927.9	3179.8	4716.8	10731.9	12033.6			
G64.0	4550.6	2982.8	2837.0	3044.5	4638.6	10847.1	12387.2			
G65.0	4466.9	2847.3	2685.0	2916.5	4546.4	10877.9	12767.8			
G66.0	4368.5	2741.6	2554.8	2810.5	4452.3	10820.2	13133.3			
G67.0	4258.8	2569.5	2397.8	2639.6	4350.7	10709.7	13455.5			
G68.0	4129.8	2425.7	2193.3	2486.7	4238.3	10564.0	13694.5			
G69.0	3927.7	2265.9	2004.9	2346.8	4072.6	10436.3	13724.9			
G70.0	3712.0	2098.8	1811.2	2166.3	3860.9	10314.2	13486.6			
G71.0	3525.2	1920.8	1575.0	1990.1	3628.3	10137.6	12904.2			
G72.0	3250.6	1715.1	1380.0	1771.1	3392.7	9834.3	11840.1			
G73.0	2995.6	1493.2	1192.6	1572.3	3111.5	9338.6	10551.9			

C Plane (°):0.0-360.0: 22.5
Test Lab:
Test Type: TYPE C
Temperature: 25.3 'C
Operator:

Gamma Plane (°):0.0-180.0:1.0
Test Device: GPM-3000
Distance: 14.140 m [K=1.0000]
Humidity:
Inspector:

Candlepower Table (Continue 7)

Unit: cd

G\C	C225.0	C247.5	C270.0	C292.5	C315.0	C337.5	C360.0			
G74.0	2752.7	1298.2	1048.9	1387.1	2813.0	8623.1	9140.9			
G75.0	2475.1	1145.7	901.5	1221.6	2520.5	7651.8	7705.8			
G76.0	2194.9	993.6	774.9	1068.7	2242.6	6656.3	6226.8			
G77.0	1940.9	847.8	655.6	921.1	1963.7	5679.4	5067.3			
G78.0	1679.3	707.6	547.2	791.8	1665.9	4762.2	4108.6			
G79.0	1427.7	583.0	460.3	661.2	1420.0	3948.5	3328.8			
G80.0	1161.4	503.3	380.7	561.4	1180.4	3132.2	2721.7			
G81.0	924.1	405.9	276.9	477.0	918.8	2578.4	2180.6			
G82.0	747.6	288.3	161.9	364.7	726.1	2090.6	1791.3			
G83.0	608.3	178.1	43.3	251.6	587.4	1688.7	1464.5			
G84.0	472.4	105.0	12.6	144.3	467.9	1307.8	1150.9			
G85.0	316.4	88.4	14.5	114.4	372.7	1004.8	898.6			
G86.0	222.7	69.8	14.2	87.1	290.2	716.8	667.5			
G87.0	126.6	52.5	12.6	55.2	178.7	494.8	477.7			
G88.0	41.2	28.6	15.5	32.9	104.5	279.1	285.2			
G89.0	19.0	15.6	12.6	19.6	42.3	91.6	145.3			
G90.0	0.0	0.0	0.0	0.0	0.0	0.0	0.0			
G91.0	0.0	0.0	0.0	0.0	0.0	0.0	0.0			
G92.0	0.0	0.0	0.0	0.0	0.0	0.0	0.0			
G93.0	0.0	0.0	0.0	0.0	0.0	0.0	0.0			
G94.0	0.0	0.0	0.0	0.0	0.0	0.0	0.0			
G95.0	0.0	0.0	0.0	0.0	0.0	0.0	0.0			
G96.0	0.0	0.0	0.0	0.0	0.0	0.0	0.0			
G97.0	0.0	0.0	0.0	0.0	0.0	0.0	0.0			
G98.0	0.0	0.0	0.0	0.0	0.0	0.0	0.0			
G99.0	0.0	0.0	0.0	0.0	0.0	0.0	0.0			
G100.0	0.0	0.0	0.0	0.0	0.0	0.0	0.0			
G101.0	0.0	0.0	0.0	0.0	0.0	0.0	0.0			
G102.0	0.0	0.0	0.0	0.0	0.0	0.0	0.0			
G103.0	0.0	0.0	0.0	0.0	0.0	0.0	0.0			
G104.0	0.0	0.0	0.0	0.0	0.0	0.0	0.0			
G105.0	0.0	0.0	0.0	0.0	0.0	0.0	0.0			
G106.0	0.0	0.0	0.0	0.0	0.0	0.0	0.0			
G107.0	0.0	0.0	0.0	0.0	0.0	0.0	0.0			
G108.0	0.0	0.0	0.0	0.0	0.0	0.0	0.0			
G109.0	0.0	0.0	0.0	0.0	0.0	0.0	0.0			
G110.0	0.0	0.0	0.0	0.0	0.0	0.0	0.0			

C Plane (°):0.0-360.0: 22.5
Test Lab:
Test Type: TYPE C
Temperature: 25.3 'C
Operator:

Gamma Plane (°):0.0-180.0:1.0
Test Device: GPM-3000
Distance: 14.140 m [K=1.0000]
Humidity:
Inspector:

Candlepower Table (Continue 8)

Unit: cd

G\C	C225.0	C247.5	C270.0	C292.5	C315.0	C337.5	C360.0			
G111.0	0.0	0.0	0.0	0.0	0.0	0.0	0.0			
G112.0	0.0	0.0	0.0	0.0	0.0	0.0	0.0			
G113.0	0.0	0.0	0.0	0.0	0.0	0.0	0.0			
G114.0	0.0	0.0	0.0	0.0	0.0	0.0	0.0			
G115.0	0.0	0.0	0.0	0.0	0.0	0.0	0.0			
G116.0	0.0	0.0	0.0	0.0	0.0	0.0	0.0			
G117.0	0.0	0.0	0.0	0.0	0.0	0.0	0.0			
G118.0	0.0	0.0	0.0	0.0	0.0	0.0	0.0			
G119.0	0.0	0.0	0.0	0.0	0.0	0.0	0.0			
G120.0	0.0	0.0	0.0	0.0	0.0	0.0	0.0			
G121.0	0.0	0.0	0.0	0.0	0.0	0.0	0.0			
G122.0	0.0	0.0	0.0	0.0	0.0	0.0	0.0			
G123.0	0.0	0.0	0.0	0.0	0.0	0.0	0.0			
G124.0	0.0	0.0	0.0	0.0	0.0	0.0	0.0			
G125.0	0.0	0.0	0.0	0.0	0.0	0.0	0.0			
G126.0	0.0	0.0	0.0	0.0	0.0	0.0	0.0			
G127.0	0.0	0.0	0.0	0.0	0.0	0.0	0.0			
G128.0	0.0	0.0	0.0	0.0	0.0	0.0	0.0			
G129.0	0.0	0.0	0.0	0.0	0.0	0.0	0.0			
G130.0	0.0	0.0	0.0	0.0	0.0	0.0	0.0			
G131.0	0.0	0.0	0.0	0.0	0.0	0.0	0.0			
G132.0	0.0	0.0	0.0	0.0	0.0	0.0	0.0			
G133.0	0.0	0.0	0.0	0.0	0.0	0.0	0.0			
G134.0	0.0	0.0	0.0	0.0	0.0	0.0	0.0			
G135.0	0.0	0.0	0.0	0.0	0.0	0.0	0.0			
G136.0	0.0	0.0	0.0	0.0	0.0	0.0	0.0			
G137.0	0.0	0.0	0.0	0.0	0.0	0.0	0.0			
G138.0	0.0	0.0	0.0	0.0	0.0	0.0	0.0			
G139.0	0.0	0.0	0.0	0.0	0.0	0.0	0.0			
G140.0	0.0	0.0	0.0	0.0	0.0	0.0	0.0			
G141.0	0.0	0.0	0.0	0.0	0.0	0.0	0.0			
G142.0	0.0	0.0	0.0	0.0	0.0	0.0	0.0			
G143.0	0.0	0.0	0.0	0.0	0.0	0.0	0.0			
G144.0	0.0	0.0	0.0	0.0	0.0	0.0	0.0			
G145.0	0.0	0.0	0.0	0.0	0.0	0.0	0.0			
G146.0	0.0	0.0	0.0	0.0	0.0	0.0	0.0			
G147.0	0.0	0.0	0.0	0.0	0.0	0.0	0.0			

C Plane (°):0.0-360.0: 22.5
Test Lab:
Test Type: TYPE C
Temperature: 25.3 'C
Operator:

Gamma Plane (°):0.0-180.0:1.0
Test Device: GPM-3000
Distance: 14.140 m [K=1.0000]
Humidity:
Inspector:

Candlepower Table (Continue 9)

Unit: cd

G\C	C225.0	C247.5	C270.0	C292.5	C315.0	C337.5	C360.0			
G148.0	0.0	0.0	0.0	0.0	0.0	0.0	0.0			
G149.0	0.0	0.0	0.0	0.0	0.0	0.0	0.0			
G150.0	0.0	0.0	0.0	0.0	0.0	0.0	0.0			
G151.0	0.0	0.0	0.0	0.0	0.0	0.0	0.0			
G152.0	0.0	0.0	0.0	0.0	0.0	0.0	0.0			
G153.0	0.0	0.0	0.0	0.0	0.0	0.0	0.0			
G154.0	0.0	0.0	0.0	0.0	0.0	0.0	0.0			
G155.0	0.0	0.0	0.0	0.0	0.0	0.0	0.0			
G156.0	0.0	0.0	0.0	0.0	0.0	0.0	0.0			
G157.0	0.0	0.0	0.0	0.0	0.0	0.0	0.0			
G158.0	0.0	0.0	0.0	0.0	0.0	0.0	0.0			
G159.0	0.0	0.0	0.0	0.0	0.0	0.0	0.0			
G160.0	0.0	0.0	0.0	0.0	0.0	0.0	0.0			
G161.0	0.0	0.0	0.0	0.0	0.0	0.0	0.0			
G162.0	0.0	0.0	0.0	0.0	0.0	0.0	0.0			
G163.0	0.0	0.0	0.0	0.0	0.0	0.0	0.0			
G164.0	0.0	0.0	0.0	0.0	0.0	0.0	0.0			
G165.0	0.0	0.0	0.0	0.0	0.0	0.0	0.0			
G166.0	0.0	0.0	0.0	0.0	0.0	0.0	0.0			
G167.0	0.0	0.0	0.0	0.0	0.0	0.0	0.0			
G168.0	0.0	0.0	0.0	0.0	0.0	0.0	0.0			
G169.0	0.0	0.0	0.0	0.0	0.0	0.0	0.0			
G170.0	0.0	0.0	0.0	0.0	0.0	0.0	0.0			
G171.0	0.0	0.0	0.0	0.0	0.0	0.0	0.0			
G172.0	0.0	0.0	0.0	0.0	0.0	0.0	0.0			
G173.0	0.0	0.0	0.0	0.0	0.0	0.0	0.0			
G174.0	0.0	0.0	0.0	0.0	0.0	0.0	0.0			
G175.0	0.0	0.0	0.0	0.0	0.0	0.0	0.0			
G176.0	0.0	0.0	0.0	0.0	0.0	0.0	0.0			
G177.0	0.0	0.0	0.0	0.0	0.0	0.0	0.0			
G178.0	0.0	0.0	0.0	0.0	0.0	0.0	0.0			
G179.0	0.0	0.0	0.0	0.0	0.0	0.0	0.0			
G180.0	0.0	0.0	0.0	0.0	0.0	0.0	0.0			

C Plane (°):0.0-360.0: 22.5
Test Lab:
Test Type: TYPE C
Temperature: 25.3 'C
Operator:

Gamma Plane (°):0.0-180.0:1.0
Test Device: GPM-3000
Distance: 14.140 m [K=1.0000]
Humidity:
Inspector: